

COMPJAGE INFOCOM LIMITED

(a) Statement showing Shareholding Pattern as on 31.03.2015

Name of the Company : Compjage Infocom Limited

Scrip Code: BSE: 532456


Class of Security: EQUITY

Quarter Ended: 30th June, 2015

Partly Paid-up shares	No. of Partly Paid-up shares	As a % of total no. of Partly paid-up shares	As a % of total no. of shares of the Company
Held by promoter/Promoter group	0	0	0
Held by public	0	0	0
Total	0	0	0
Outstanding convertible securities	No. of Outstanding securities	As a % of total No. of Outstanding convertible securities	As a % of total No. of shares of the company, assuming full conversion of the convertible securities
Held by promoter/Promoter group	0	0	0
Held by Public	0	0	0
Total	0	0	0
Warrants	No. of Warrants	As a % of total no. of warrants	As a % of total No. of shares of the company, assuming full conversion of the convertible Warrants
Held by promoter/Promoter group	0	0	0
Held by Public	0	0	0
Total	0	0	0


Total paid-up capital of the company, assuming full conversion of warrants and convertible securities

11747999



COMPUAGE INFOCOM LIMITED


Category code	Category of Shareholder	Number of Shareholders	Total number of Shares	Number of Shares held in dematerialized form	Total Shareholding as a percentage of total number of shares		Shares pledged (or otherwise encumbered)	
					As a percentage of (A+B)	As a percentage of (A+B+C)	Number of shares	As a percentage
(I)	(II)	(III)	(IV)	(V)	(VI)	(VII)	(VIII)	(IX) =(VIII)/(IV)*100
(A)	PROMOTER AND PROMOTER GROUP							
[1]	INDIAN							
(a)	INDIVIDUALS / HINDU UNDIVIDED FAMILY	3	7222324	7222324	61.48	61.48	0	0
(b)	CENTRAL GOVERNMENT / STATE GOVERNMENT(S)	0	0	0	0.00	0.00	0	0
(c)	BODIES CORPORATE	0	0	0	0.00	0.00	0	0
(d)	FINANCIAL INSTITUTIONS / BANKS	0	0	0	0.00	0.00	0	0
(e)	ANY OTHER (SPECIFY)	0	0	0	0.00	0.00	0	0
	Sub Total	3	7222324	7222324	61.48	61.48	0	0
[2]	FOREIGN							
(a)	INDIVIDUALS (NON-RESIDENT INDIVIDUALS / FOREIGN INDIVIDUALS)	0	0	0	0.00	0.00	0	0
(b)	BODIES CORPORATE INSTITUTIONS	0	0	0	0.00	0.00	0	0
(c)	QUALIFIED FORE. INVESTOR-CORPORATE	0	0	0	0.00	0.00	0	0
(d)	QUALIFIED FORE. INVESTOR-IND	0	0	0	0.00	0.00	0	0
(e)	ANY OTHER (SPECIFY)	0	0	0	0.00	0.00	0	0
	Sub Total	0	0	0	0.00	0.00	0	0
	Total (A)	3	7222324	7222324	61.48	61.48	0	0
(B)	PUBLIC SHAREHOLDING							
[1]	INSTITUTIONS							
(a)	MUTUAL FUNDS / UTI	0	0	0	0.00	0.00	0	0
(b)	FINANCIAL INSTITUTIONS / BANKS	1	64	64	0.00	0.00	0	0
(c)	CENTRAL GOVERNMENT / STATE GOVERNMENT(S)	0	0	0	0.00	0.00	0	0
(d)	VENTURE CAPITAL FUNDS	0	0	0	0.00	0.00	0	0
(e)	INSURANCE COMPANIES	0	0	0	0.00	0.00	0	0
(f)	FOREIGN INSTITUTIONAL INVESTORS	0	0	0	0.00	0.00	0	0
(g)	FOREIGN VENTURE CAPITAL INVESTORS	0	0	0	0.00	0.00	0	0
(h)	QUALIFIED FORE. INVESTOR-CORPORATE	0	0	0	0.00	0.00	0	0
(i)	QUALIFIED FORE. INVESTOR-IND	0	0	0	0.00	0.00	0	0
	Sub Total	1	64	64	0.00	0.00	0	0
[2]	NON-INSTITUTIONS							
(a)	BODIES CORPORATE	75	911225	904808	7.76	7.76	0	0
(b) (i)	INDIVIDUAL SHAREHOLDERS HOLDING NOMINAL SHARE CAPITAL UPTO RS. 1 LAKH.	2120	528278	461701	4.50	4.50	0	0
(b) (ii)	INDIVIDUAL SHAREHOLDERS HOLDING NOMINAL SHARE CAPITAL IN EXCESS OF RS. 1 LAKH	22	753533	742964	6.41	6.41	0	0
(c)	Qualified Foreign Investors	0	0	0	0.00	0.00	0	0
(d)	Any Other							
i	CLEARING MEMBER	23	25727	25727	0.22	0.22	0	0
ii	FOREIGN PORTFOLIO INVESTOR (CORPORATE)	1	1100000	1100000	9.36	9.36	0	0
iii	MARKET MAKER	1	64	64	0.00	0.00	0	0
iv	NON RESIDENT INDIANS (REPAT)	43	1113092	1061590	9.47	9.47	0	0
v	NON RESIDENT INDIANS (NON REPAT)	4	265	201	0.00	0.00	0	0
vi	FOREIGN COMPANIES	2	87560	0	0.75	0.75	0	0
vii	HUF	18	5867	4579	0.05	0.05	0	0
	Sub Total	2309	4525611	4301634	38.52	38.52	0	0
	Total (B)	2310	4525675	4301698	38.52	38.52	0	0
	Total (A)+(B)	2313	11747999	11524022	100.00	100.00	0	0
(C)	SHARES HELD BY CUSTODIANS AND AGAINST WHICH DEPOSITORY RECEIPTS HAVE BEEN ISSUED							
i	PROMOTER AND PROMOTER GROUP	0	0	0	0.00	0.00	0	0
ii	PUBLIC	0	0	0	0.00	0.00	0	0
	Total (B)	0	0	0	0.00	0.00	0	0
	Total (A)+(B)+(C)	2313	11747999	11524022	100.00	100.00	0	0



COMPUGAGE INFOCOM LIMITED

(i)(b) STATEMENT SHOWING HOLDING OF SECURITIES (INCLUDING SHARES, WARRANTS, CONVERTIBLE SECURITIES) OF PERSONS BELONGING TO THE CATEGORY 'PROMOTER AND PROMOTER GROUP'

Sr.No.	NAME OF THE SHAREHOLDER	NO.OF SHARES HELD	TOTAL SHARES HELD	ENCUMBERED SHARES	ENCUMBERED SHARES	ENCUMBERED SHARES	PAN	Number of warrants held	As a % total number of warrants of the same class	Number of convertible securities held	As a % total number of convertible securities of the same class	Total shares (including underlying shares assuming full conversion of warrants and convertible securities) as a % of diluted share capital
(i)	(ii)	(iii)	AS a % of GRAND TOTAL (A)+(B)+(C) (iv)	No. (v)	AS A PERCENTAGE (vi)=(v)/(iii)*100	AS A % OF GRAND TOTAL (A)+(B)+(C) OF SUB-CATEGORY (i)(a) (vii)		(viii)	(ix)	(x)	(xi)	(xii)
1	BHAVESH HARKSHANDAS MEHTA	2848776	24.25	0	0	0	AABPM7167P	0	0	0	0	24.25
2	ATUL HARKSHANDAS MEHTA	2848774	24.25	0	0	0	AABPM6162E	0	0	0	0	24.25
3	AJAY HARKSHANDAS MEHTA	1524774	12.98	0	0	0	AABPM6163F	0	0	0	0	12.98
Total :		7222324	61.48	0	0	0		0	0	0	0	61.48



COMPUGAGE INFOCOM LIMITED

(i)(c)(i) STATEMENT SHOWING HOLDING OF SECURITIES (INCLUDING SHARES, WARRANTS, CONVERTIBLE 'PUBLIC' AND HOLDING MORE THAN 1% OF THE TOTAL NUMBER OF SHARES SECURITIES) OF PERSONS BELONGING TO THE CATEGORY


SR. NO.	NAME(S) OF THE SHAREHOLDER	NUMBER OF SHARES HELD	SHARES AS A PERCENTAGE OF TOTAL NUMBER OF SHARES (i.e. GRAND TOTAL (A)+(B)+(C) INDICATED IN STATEMENT AT PARA (i)(a) ABOVE }	PAN	NUMBER OF WARRANTS HELD	AS A % TOTAL NUMBER OF WARRANTS OF THE SAME CLASS	NUMBER OF CONVERTIBLE SECURITIES HELD	% W .R.T TOTAL NUMBER OF CONVERTIBLE SECURITIES OF THE SAME CLASS	TOTAL SHARES (INCLUDING UNDERLYING SHARES ASSUMING FULL CONVERSION OF WARRANTS AND CONVERTIBLE SECURITIES) AS A % OF DILUTED SHARE CAPITAL
1	KITARA INDIA MICRO CAP GROWTH	1100000	9.36			0	0	0	9.36
2	RASHMI BOTHRA	358880	3.05	AJMPB7598K		0	0	0	3.05
3	DILIP S MEHTA	329600	2.81	AHXPM6533A		0	0	0	2.81
4	RAJESH BOTHRA	325411	2.77	AJMPB6407F		0	0	0	2.77
5	NIRSHILP SECURITIES PVT. LTD.	276014	2.35	AABGN4361M		0	0	0	2.35
6	AICON FINANCE LIMITED	218855	1.86	AAACA9736C		0	0	0	1.86
7	SUBHASH SUGANLAL RUMMAL	217565	1.85	AABPR1986M		0	0	0	1.85
8	TISYA FINANCIAL SERVICES PRIVATE LIMITED	177200	1.51	AACCT8503G		0	0	0	1.51
Total :		3003525	25.57						25.57



COMPUGA INFOCOM LIMITED

(i)(c)(ii) STATEMENT SHOWING HOLDING OF SECURITIES (INCLUDING SHARES, WARRANTS, CONVERTIBLE SECURITIES) OF PERSONS (TOGETHER WITH PAC) BELONGING TO THE CATEGORY 'PUBLIC AND HOLDING MORE THAN 5% OF THE TOTAL NUMBER OF SHARES OF THE COMPANY'


Sr. No.	NAME(S) OF THE SHAREHOLDER(S) AND THE PERSONS ACTING IN CONCERT (PAC) WITH THEM	NUMBER OF SHARES	SHARES AS A PERCENTAGE OF TOTAL NUMBER OF SHARES (i.e. GRAND TOTAL (A)+(B)+(C) INDICATED IN STATEMENT AT PARA (i)(a) ABOVE }	PAN	NUMBER OF WARRANTS HELD	AS A % TOTAL NUMBER OF WARRANTS OF CLASS	NUMBER OF CONVERTIBLE SECURITIES HELD	% W. R.T TOTAL NUMBER OF CONVERTIBLE SECURITIES OF THE SAME CLASS	TOTAL SHARES (INCLUDING UNDERLYING SHARES ASSUMING FULL CONVERSION FULL CONVERSION AND CONVERTIBLE SECURITIES) AS A % OF DILUTED SHARE CAPITAL
1	KITARA INDIA MICRO CAP GROWTH	1100000	9.36		0	0	0	0	9.36
Total :		1100000	9.36		0	0	0	0	9.36



COMPUGAGE INFOCOM LIMITED

I (d) STATEMENT SHOWING DETAILS OF LOCKED - IN SHARES


Sr. No.	NAME OF SHAREHOLDER	NUMBER OF LOCKED-IN SHARES	LOCKED-IN SHARES AS A (%) PERCENTAGE OF TOTAL NUMBER OF SHARES {i.e., GRAND TOTAL (A)+(B)+(C) INDICATED IN STATEMENT AT PARA (I)(a) ABOVE }	PROMOTER/PROMOTER GROUP/PUBLIC
1	Nil	0	0	0
Total :		0	0	0



COMPUGAGE INFOCOM LIMITED

II (a) STATEMENT SHOWING DETAILS OF DEPOSITORY RECEIPTS(DRS)


SR.NO	NAME OF THE DR HOLDER	NUMBER OF SHARES UNDERLYING OUTSTANDING DRS	SHARES UNDERLYING OUTSTANDING DRS AS A PERCENTAGE OF TOTAL NUMBER OF SHARES {i.e., GRAND TOTAL (A)+(B)+(C) INDICATED IN STATEMENT AT PARA(I)(a) ABOVE }
1	NIL	0	0
Total :		0	0




COMPUGAE INFOCOM LIMITED

ii (b) STATEMENT SHOWING HOLDING OF DEPOSITORY RECEIPTS (DRs), WHERE UNDERLYING SHARES ARE IN EXCESS OF 1% OF THE TOTAL NUMBER OF SHARES

SR. NO.	NAME OF THE DR HOLDER	TYPE OF OUTSTANDING DR(ADRS,GDRs, SDRs,etc.)	NUMBER OF SHARES UNDERLYING	SHARES UNDERLYING OUTSTANDING DRs AS A PERCENTAGE OF TOTAL NUMBER OF SHARES{i.e., GRAND TOTAL (A)+(B)+(C) INDICATED IN STATEMENT
1	NIL	0	0	0
Total :		0	0	0



per COMPUGAE INFOCOM LTD.

 DIRECTOR